



Lift Design Catalogue

Design lines, colours and materials





Your choice of design

Enjoy the option of creating your own car interior design.

We offer unparalleled flexibility and help you to find the ideal fit for functional, sophisticated and innovative interior architectural concepts. **Bring your style to life.**



Navona
Functional and durable



Times Square
Modern and versatile

Schindler 1000

Four design lines Infinite possibilities

Create the look and feel you like. Combine colours, materials, lighting, mirrors, handrails and fixtures to achieve the ambiance that fits your building. Choose from one of our interior design lines or design an individual car that fits your needs.



Park Avenue
Sophisticated and elegant



Sunset Boulevard
Inspiring and bold

Schindler 3000

Schindler 5000

Navona

Functional and durable

Clarity and comfort in your car with this robust design line. Fresh colours, durable accessories and five different flooring types make Navona an excellent choice. Elegant stainless steel options are also available for rear and side walls.



Available for

Schindler 1000
Schindler 3000
Schindler 5000



Navona

Lighting: Line
Ceiling: Painted Polar White
Walls: Laminate Zurich White
Car operating panel: Linea 100
Skirting: Protruding Aluminum Anodised
Floor: Rubber Speckled Black



Ceiling

Painted Polar White	Painted Riga Grey	Stainless Steel Lucerne Brushed (304 + 441)



Lighting

Line	Round Spots	Bracket	Bare



Walls

Laminate Cadiz Blue	Laminate Athens Grey	Laminate Edmonton Plum	Laminate Siena Red
Laminate Zurich White			
Stainless Steel Lucerne Brushed (304 + 441)	Stainless Steel Lausanne Linen (441)		



Car door & fronts

Painted Riga Grey	Stainless Steel Lucerne Brushed (304 + 441)	Stainless Steel Lausanne Linen (441)



Skirting

Protruding	Flush
Stainless Steel Lucerne Brushed (304)	Aluminium Anodised



Floor

Rubber Speckled Light Grey	Rubber Speckled Black		
Artificial Granite Grey	Artificial Granite Black	Aluminium Checker Plates	Bare

Stainless Steel finishes are grade 304 unless otherwise specified

Note: Specifications, options and colours are subject to change. All cars and options illustrated in this brochure are representative only. The samples shown may vary from the original in colour and material.

Times Square

Modern and versatile

Determine your contemporary look. Choose from warm colours or cool colours, or a combination of both to enhance contrast for more depth. Select glass doors and walls for transparency. Use a bare car option to create your style and taste. Times Square adds distinctive features to any building.



Available for

Schindler 3000
Schindler 5000



Times Square

Lighting: Curved
Ceiling: Painted Riga Grey
Walls: Laminate Capri Lemon
Car operating panel: Linea 100 full height
Skirting: Protruding Stainless Steel Lucerne Brushed
Floor: Artificial Granite Black



Ceiling

Painted Polar White	Painted Riga Grey
Stainless Steel Montreux Mirror	Stainless Steel Lucerne Brushed (304 + 441)



Lighting

Line	Round Spots	Bracket	Curved
Square Spots	Indirect	Bare	



Walls

Includes all Navona colours and materials, plus:

Laminate Capri Lemon	Laminate Bologna Orange	Laminate Milan Grey	Laminate Catania Light Grey
Laminate Suez Grey			



Car door & fronts

Painted Riga Grey	Stainless Steel Lucerne Brushed (304 + 441)	Stainless Steel Lausanne Linen (441)



Skirting

Protruding	Flush	Aluminium Anodised	Stainless Steel Lucerne Brushed



Floor

Rubber Speckled Light Grey	Rubber Speckled Dark Grey	Rubber Speckled Black	
Artificial Granite Grey	Artificial Granite Black	Aluminium Checker Plates	Bare

Stainless Steel finishes are grade 304 unless otherwise specified

Note: Specifications, options and colours are subject to change. All cars and options illustrated in this brochure are representative only. The samples shown may vary from the original in colour and material.

Park Avenue

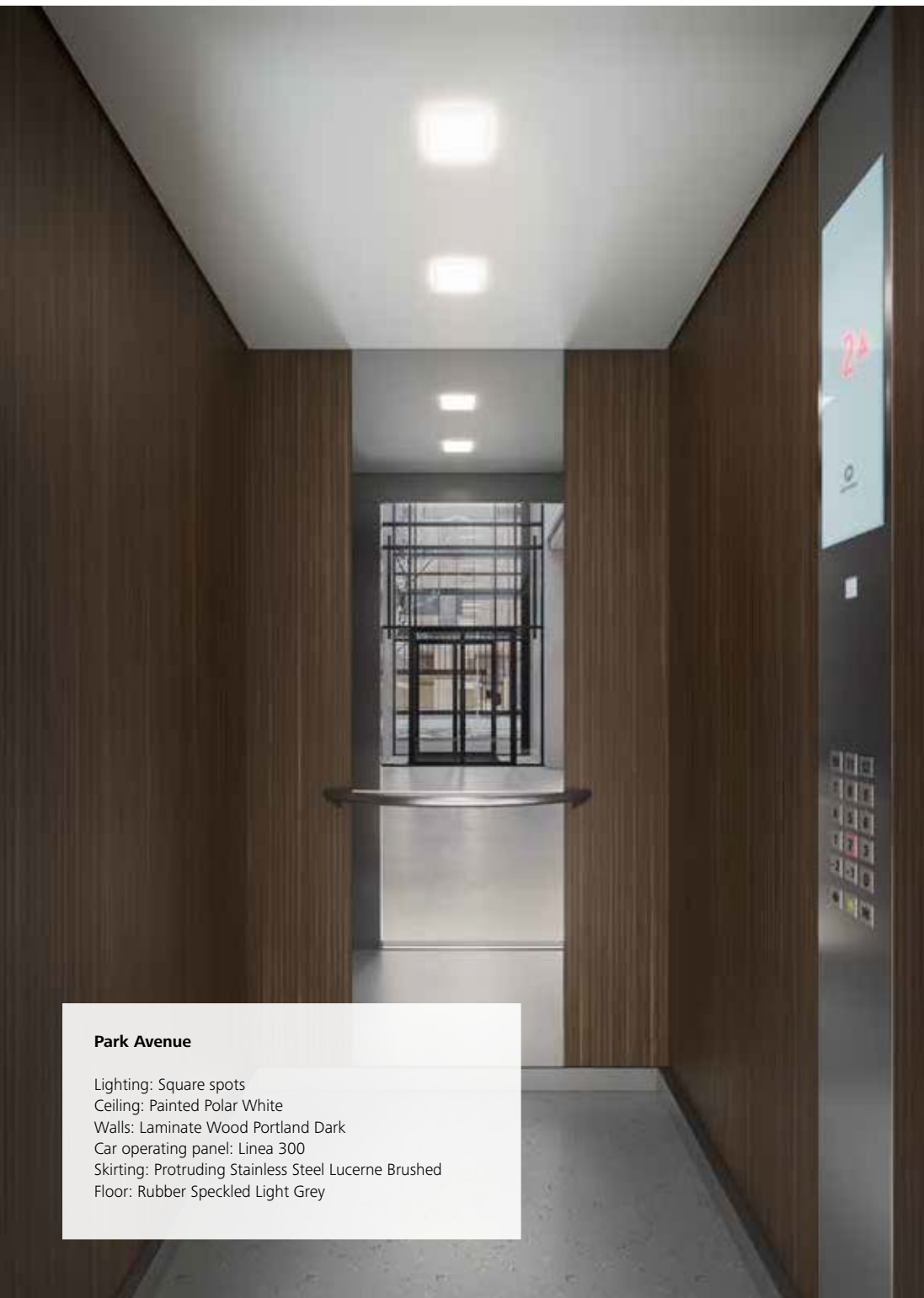
Sophisticated and elegant

A touch of class. Wooden and textured laminates or back-painted glass walls provide a rich, contemporary look with a luxury feel. A range of stainless steel options is available. Complementary lighting completes Park Avenue's elegance.
















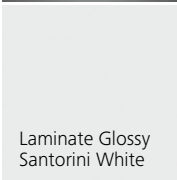
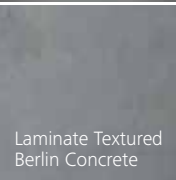
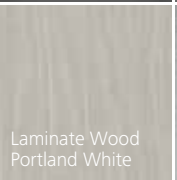





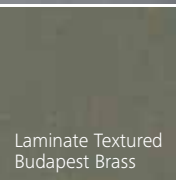

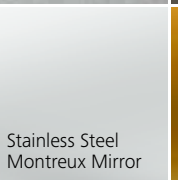


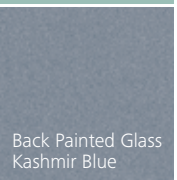
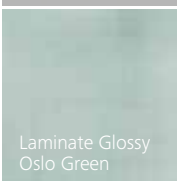
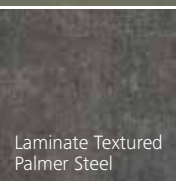
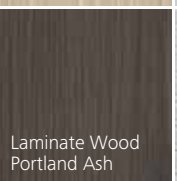


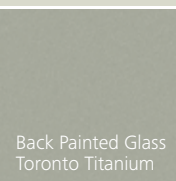
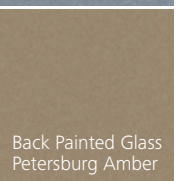
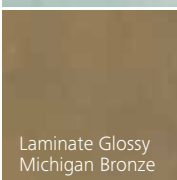
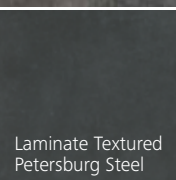
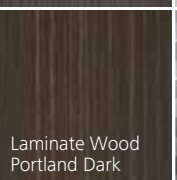


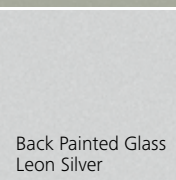










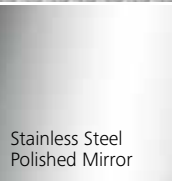







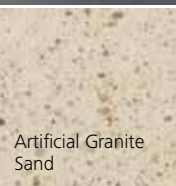



Available for

Schindler 3000
Schindler 5000



Park Avenue

Lighting: Square spots
Ceiling: Painted Polar White
Walls: Laminate Wood Portland Dark
Car operating panel: Linea 300
Skirting: Protruding Stainless Steel Lucerne Brushed
Floor: Rubber Speckled Light Grey

 <p>Ceiling Includes all Navona and Times Square options, plus:</p>	 <p>Stainless Steel Lucerne Brushed</p>	 <p>Stainless Steel Montreux Mirror</p>	 <p>Stainless Steel Lugano Matt</p>	 <p>Stainless Steel Zurich Dark Brushed</p>	 <p>Stainless Steel Doha Gold</p>		
 <p>Lighting Includes all Navona and Times Square options, plus:</p>	 <p>Line</p>	 <p>Round Spots</p>	 <p>Indirect</p>	 <p>Dash</p>	 <p>Dash Array</p>		
 <p>Walls Includes all Navona and Times Square colours and materials, plus:</p>	 <p>Laminate Glossy Santorini White</p>	 <p>Laminate Textured Berlin Concrete</p>	 <p>Laminate Wood Portland White</p>	 <p>Stainless Steel Lugano Matt</p>	 <p>Stainless Steel Zurich Dark Brushed</p>	 <p>Back Painted Glass Antigua Celestine</p>	 <p>Back Painted Glass Jodhpur Blue</p>
 <p>Laminate Glossy Colorado Silver</p>	 <p>Laminate Textured Budapest Brass</p>	 <p>Laminate Wood Portland Nature</p>	 <p>Stainless Steel Montreux Mirror</p>	 <p>Stainless Steel Doha Gold</p>	 <p>Back Painted Glass Helsinki Grey</p>	 <p>Back Painted Glass Kashmir Blue</p>	
 <p>Laminate Glossy Oslo Green</p>	 <p>Laminate Textured Palmer Steel</p>	 <p>Laminate Wood Portland Ash</p>	 <p>Stainless Steel Lausanne Linen</p>	 <p>Stainless Steel Buffalo Leather</p>	 <p>Back Painted Glass Toronto Titanium</p>	 <p>Back Painted Glass Petersburg Amber</p>	
 <p>Laminate Glossy Michigan Bronze</p>	 <p>Laminate Textured Petersburg Steel</p>	 <p>Laminate Wood Portland Dark</p>	 <p>Stainless Steel Istanbul Dama</p>	 <p>Stainless Steel Bern 5WL</p>	 <p>Back Painted Glass Leon Silver</p>	 <p>Back Painted Glass Shanghai Red</p>	
 <p>Laminate Glossy Carmine Red</p>						 <p>Back Painted Glass Stockholm Grey</p>	
 <p>Car door & fronts</p>	 <p>Painted Riga Grey</p>	 <p>Stainless Steel Lucerne Brushed (304 + 441)</p>	 <p>Stainless Steel Lausanne Linen (304 + 441)</p>	Stainless Steel finishes are grade 304 unless otherwise specified			
 <p>Car glass door frame options</p>	 <p>Stainless Steel Lucerne Brushed (441)</p>	 <p>Stainless Steel Lausanne Linen (441)</p>	 <p>Stainless Steel Polished Mirror</p>				
 <p>Skirting</p>	 <p>Protruding</p>	 <p>Flush</p>	 <p>Aluminium Anodised</p>	 <p>Stainless Steel Lucerne Brushed</p>			
 <p>Floor Includes all Navona and Times Square options, plus:</p>	 <p>Rubber Speckled Sand</p>	 <p>Artificial Granite Sand</p>	 <p>Artificial Granite Grey</p>	 <p>Artificial Granite Black</p>	 <p>Bare</p>		

Note: Specifications, options and colours are subject to change. All cars and options illustrated in this brochure are representative only. The samples shown may vary from the original in colour and material.

Sunset Boulevard

Inspiring and bold

The combination of premium-quality materials, captivating patterns and stunning colour gradients make Sunset Boulevard a unique experience.



Available for
Schindler 5000



Sunset Boulevard

Lighting: Dash Array


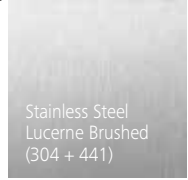












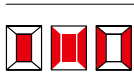








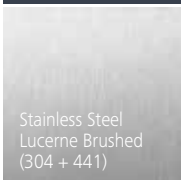
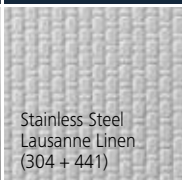



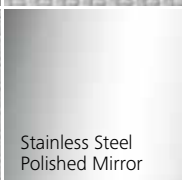





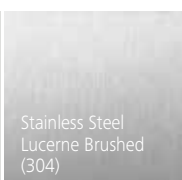
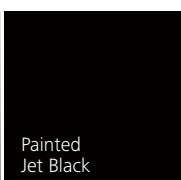

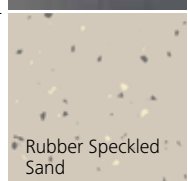
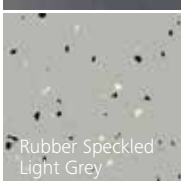

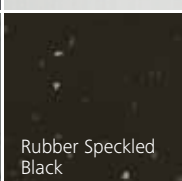






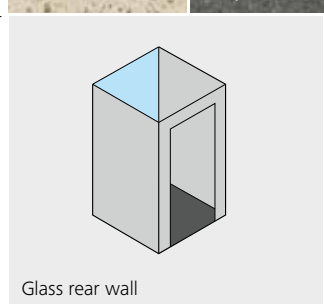
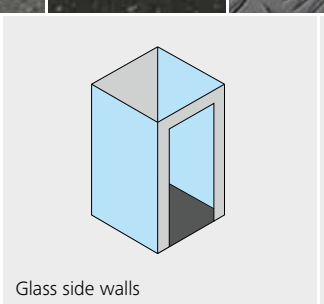

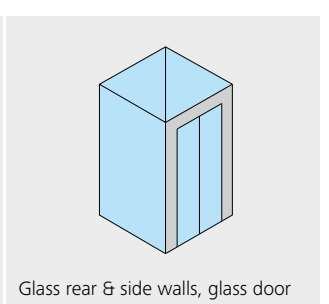
Ceiling: Stainless Steel Lugano Matt

Walls: Digital Print on glass, Detroit Grey

Car operating panel: Linea 300

Skirting: Flushed Stainless Steel Lucerne Brushed

Floor: Artificial Granite Black

 <p>Ceiling Includes all Times Square and Park Avenue options, plus:</p>	 <p>Stainless Steel Lucerne Brushed (304 + 441)</p>	 <p>Stainless Steel Montreux Mirror</p>	 <p>Stainless Steel Lugano Matt</p>	 <p>Stainless Steel Zurich Dark Brushed</p>	 <p>Stainless Steel Doha Gold</p>		
 <p>Lighting Includes all Navona, Times Square and Park Avenue options, plus:</p>	 <p>Line</p>	 <p>Round Spots</p>	 <p>Curved</p>	 <p>Square Spots</p>	 <p>Indirect</p>	 <p>Dash</p>	 <p>Dash Array</p>
 <p>Walls Includes all Navona, Times Square and Park Avenue colours and materials, plus:</p>	 <p>Digital Print on glass Detroit Grey</p>	 <p>Digital Print on glass New York Sunset</p>	 <p>Digital Print on glass Antalya Blue</p>	 <p>Digital Print on glass Moscow Red</p>	 <p>Digital Print on glass Luxor Gold</p>	 <p>Digital Print on glass Marrakesh Mocca</p>	
 <p>Car door & fronts</p>	 <p>Painted Riga Grey</p>	 <p>Stainless Steel Lucerne Brushed (304 + 441)</p>	 <p>Stainless Steel Lausanne Linen (304 + 441)</p>				
 <p>Car glass door frame options</p>	 <p>Stainless Steel Lucerne Brushed (441)</p>	 <p>Stainless Steel Lausanne Linen (441)</p>	 <p>Stainless Steel Polished Mirror</p>				
 <p>Skirting</p>	 <p>Protruding</p>	 <p>Flush</p>	 <p>Recessed</p>	 <p>Aluminium Anodised</p>	 <p>Stainless Steel Lucerne Brushed (304)</p>	 <p>Painted Jet Black</p>	
 <p>Floor</p>	 <p>Rubber Speckled Sand</p>	 <p>Rubber Speckled Light Grey</p>	 <p>Rubber Speckled Dark Grey</p>	 <p>Rubber Speckled Black</p>			
	 <p>Artificial Granite Sand</p>	 <p>Artificial Granite Grey</p>	 <p>Artificial Granite Black</p>	 <p>Aluminium Checker Plates</p>	 <p>Bare</p>		
 <p>Glass car</p>	 <p>Glass rear wall</p>	 <p>Glass side walls</p>	 <p>Glass door</p>	 <p>Glass rear & side walls, glass door</p>			

Stainless Steel finishes are grade 304 unless otherwise specified

Note: Specifications, options and colours are subject to change. All cars and options illustrated in this brochure are representative only. The samples shown may vary from the original in colour and material.

01



Integrated white glass display
with large, easy-to-read red LED
dot matrix

02



Emergency light

Emergency call button

Sleek design. Stylish but functional
brushed stainless steel

Fixtures

Linea 100

Linea 100 offers functional design in stainless steel. The display is integrated in white glass with large easy-to-read red LED dot matrix. Push buttons are clear with red call confirmation.



Available for

Schindler 1000
Schindler 3000
Schindler 5000

- 01 Full height car operating panel *
- 02 Half height car operating panel *
- 03 Car operating panel with key switch box **
- 04 Car position & direction indicators
- 05 Name / information plate
- 06 Key switch box car operating panel
- 07 Landing operating panels *
- 08 Horizontal car operating panel *

* EN81-70 compliant

** Contrasting black buttons are available for EN81-70 compliance



03



04



05



06



07



08

Dot matrix display with large, easy-to-read red LED



Glass panel, stylish design



Touch-sensitive user interface

Fixtures

Linea 100 Touch

The convenience of our typical user interface converted to a touch version. The stylish glass design has light indication to signal all functions, and dot matrix displays with large, easy-to-read red LEDs.



Available for

Schindler 3000
Schindler 5000

- 01 Car operating panel
- 02 Car operating panel with key switch
- 03 Key switch
- 04 Landing operating panels
- 05 Name / information plate

02



03



04



05



High-resolution dot matrix LEDs
for clear indication



Brushed stainless steel design
with white glass display



Black stainless steel design with
black glass display

Contrasting black buttons are
available for EN81-70 compliance

Fixtures

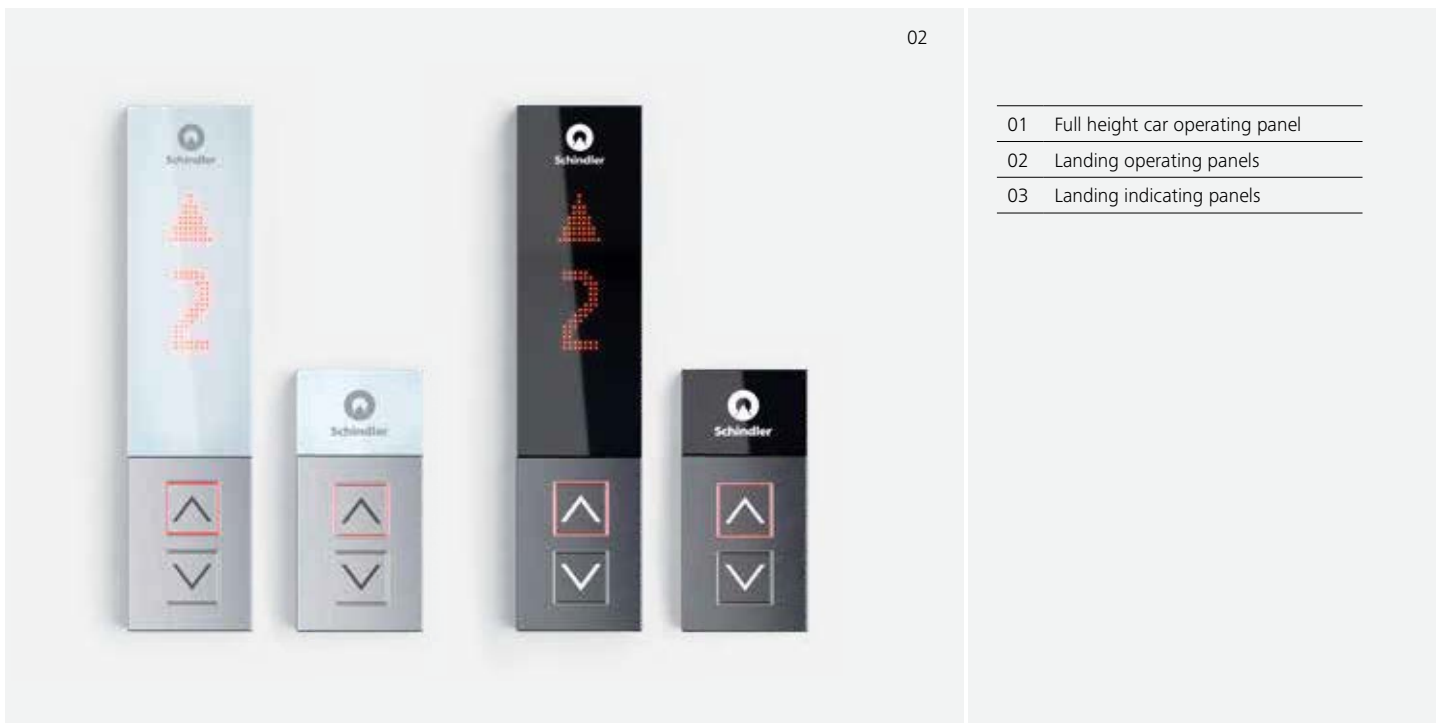
Linea 300

An elegant user interface to enhance the look of your lift, with an intuitive, efficient design. The display is in black glass, with buttons positioned on black stainless steel, or white glass display on stainless steel finish.



Available for

Schindler 3000
Schindler 5000



Full HD touchscreens

Custom graphics and themes can be created, adapting them to the building's characteristics while helping passengers to reach their destinations.

Integrated Content Management System (CMS)
Adding content to the screens is simple and effective. The web-based and Schindler Ahead compatible CMS is user-friendly and allows content to be updated remotely.

Mirrored glass design

Non EN81-70 compliant



Position and direction indicator

Sensitive touch or motion controlled
landing operating panel

Fixtures

Linea 800 SmartTouch

The new Linea 800 SmartTouch provides a distinctive interface that creates a high impact. Featuring full HD touchscreens, the mirrored glass panel provides a unique visual experience. Adding content to the screens is simple and effective with the web-based Content Management System.



Available for
Schindler 5000



03

- 01 Car operating panel with 3 LCD screens
- 02 Touch or motion controlled landing operating panel
- 03 Highly customisable, multimedia-enabled user interface
- 04 Easy and quick button configuration for any building with custom floor descriptions



04

01

7" touch panel display screen
with proximity sensor activation

Radio Frequency Identification (RFID) card reader
supports all common cards

Slim line glass fronted pedestal



Fixtures

The PORT Terminal

The new PORT hall call destination terminals deliver intelligence to your building. A range of PORT Terminals is available, with numerous options to optimise traffic flows. PORT terminals offer elegant design, stylish ergonomics and a contemporary look.



Available for
Schindler 3000
Schindler 5000

02



- 01 PORT 1 pedestal
- 02 PORT 1 wall-mounted
- 03 PORT destination indicator
- 04 PORT 4 flush wall-mounted

All available in white, grey and black

03



04



Mirrors

Ensuring optimal appearance

Mirrors heighten the sense of space, depth and comfort in lifts, and can provide a vital service for passengers. Your lift can be fitted with a full-height or half-height safety-glass mirror on the side or rear wall of the car. To comply with EN81-70 a mirror is required.

Side Wall

Schindler 1000, 3000 & 5000



Half height
Centred

Schindler 3000 & 5000



Full height
Centred

Schindler 5000



Full height last panel
Left and right

Rear Wall

Schindler 1000, 3000 & 5000



Half height
Centred

Schindler 3000 & 5000



Full height
Centred



Half height
Full width

Schindler 5000



Full height
Left and right



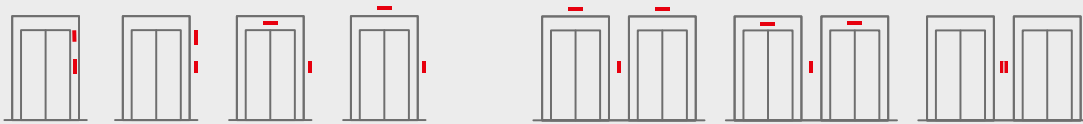
Sunset Boulevard
Back Painted Glass Shanghai Red
Full height centred mirror

Landing doors

For a stylish entrance

How your lift design harmonises with your building can enhance passenger response to the overall décor concept. We offer a full range of colours to help you fulfill your building's design potential.

Landing arrangements



Choose your optimum landing arrangement for your group of lifts, surface or wall mounting.



Landing doors - colour options

Schindler 1000, 3000 & 5000

- 01 Painted Pebble Grey
- 02 Painted Polar White
- 03 Painted Riga Grey
- 04 Stainless Steel Lucerne Brushed (304 + 441)
- 05 Stainless Steel Lausanne Linen (304 + 441)


Schindler 3000 & 5000

- 06 Anthracite Grey
- 07 Ruby Red
- 08 Stainless Steel Polished Mirror (304)

Glass door - frame colour options

Schindler 3000 & 5000

- 04 Stainless Steel Lucerne Brushed (441)
- 05 Stainless Steel Lausanne Linen (304)
- 08 Stainless Steel Polished Mirror (304)




Handrails

Free choice of shapes and finishes

Handrails convey a feeling of security. Schindler stainless steel handrails are designed to blend with car interiors, shapes and textures, and can be mounted to the side and rear walls. A range of handrails is available. To comply with EN81-70 a handrail is required.



Straight
Stainless Steel Polished Mirror



Straight with rounded ends
Stainless Steel Lucerne Brushed

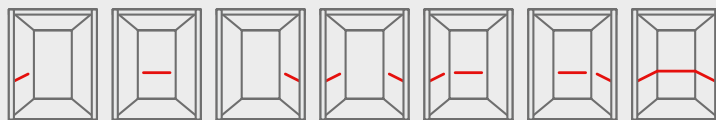


Curved
Painted Riga Grey
(non-EN81-70 compliant)



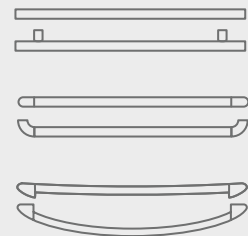
Customise your handrails

Handrails convey a feeling of security. Our handrails are designed to blend with car interiors, shapes and textures.



The handrails can be mounted in different combinations of side and rear walls, either only one handrail piece on the rear or side walls, two handrail pieces on the side walls or handrails on three walls. They can be connected, straight or continuous.

Choose the handrail shape you prefer:



Straight, straight with rounded ends or curved

Shapes and finishes:

Straight


- 01 Stainless Steel Polished Mirror
- 02 Stainless Steel Lucerne Brushed

Straight with rounded ends & Curved

- 01 Stainless Steel Polished Mirror
- 02 Stainless Steel Lucerne Brushed
- 03 Painted Riga Grey

Continuous

- 02 Stainless Steel Lucerne Brushed



Bumper rails

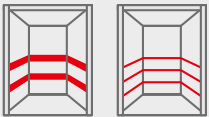
Preserving your car interior

Designed to protect your lift walls and prolong their sleek looks, Schindler's bumper rails are available in a variety of heights, and in stainless steel, PVC or wood. Available for all design lines.



Available for

Schindler 3000
Schindler 5000




Choose from different heights depending on your requirements. Available in stainless steel, PVC or wood.

01 PVC Coated Black

02 Stainless Steel Lucerne Brushed

03 Solid Wood



Times Square

Stainless Steel Lucerne Brushed walls

Stainless Steel Lucerne Brushed bumper rails



Schindler Plan & Design tool

Design your lift layout in minutes

Our easy-to-use online planning tool makes it simple to find the perfect vertical transportation setup for your building. The Schindler Plan & Design tool helps you to prepare specifications in the early stages of your project life cycle.

With just a few clicks, we provide you with recommendations, a comprehensive product specification, and detailed layout drawings. Simply download the data in DWG or PDF format to enhance your project design. The solution can be integrated with Building Information Modelling standards, and our Project Cloud makes it easy for you to share your projects with us.



www.schindler.com/plan

Schindler Ltd
400 Dashwood Lang Road
Bourne Business Park, Addlestone KT15 2HJ

+44 (0) 1932 758100
marketing.gb@schindler.com
www.schindlerlifts.co.uk

This publication is for general information purposes only and we reserve the right at any time to alter the services, product design and specifications. No statement contained in this publication shall be construed as a warranty or condition, expressed or implied, as to any service or product, its specifications, its fitness for any particular purpose, merchantability, quality or shall be interpreted as a term or condition of any service or purchase agreement for the products or services contained in this publication. Minor differences between printed and actual colours may exist.

We Elevate



Schindler